



昭輝實業股份有限公司

Y.C.C. PARTS MFG. CO., LTD.

 1339.TW

法人說明會

2023/07/25

Presenter: Yi-Hong Lin

Disclaimer

- A. This briefing and related information released contain predictive information from the company's internal and external sources
- B. The actual operating results, financial status and business prospects of the company in the future may differ from the estimates expressed or implied by these predictive information. The reason may come from various risks that the company cannot control.
- C. The outlook for the future in this briefing reflects the company's view of the future so far. For these views, if there are any changes or adjustments in the future, the company is not responsible for remind or update at time
- D. This briefing and its content are not allowed to be accessed without the written consent of the company.





Index



1

Corporate Introduction

2

Industry Overview

3

Corporate Performance

4

Research & Development

5

Competitive Advantages

6

Expanding Strategy

7

Future Plan



1 Corporate Introduction

1. Infos

2. Main Products



1. Corporate Introduction – Production Sites



(Headquarters)



Headquarters–
Y.C.C Parts Mfg Co., Ltd.
Area: 116,265 meter²
Production: AM collision parts



CHANGSHU FUTE
AUTOMOTIVE TRIM CO.,LTD.
Area: 76,953 meter²
Production: OE interior trims



LIAONING HETAI AUTOMOTIVE
PARTS CO.,LTD
Area: 40,000 meter²
Production: OE interior trims



Chang Jie Technology Co., Ltd
Area: 80,180 meter²
Production: Tooling development



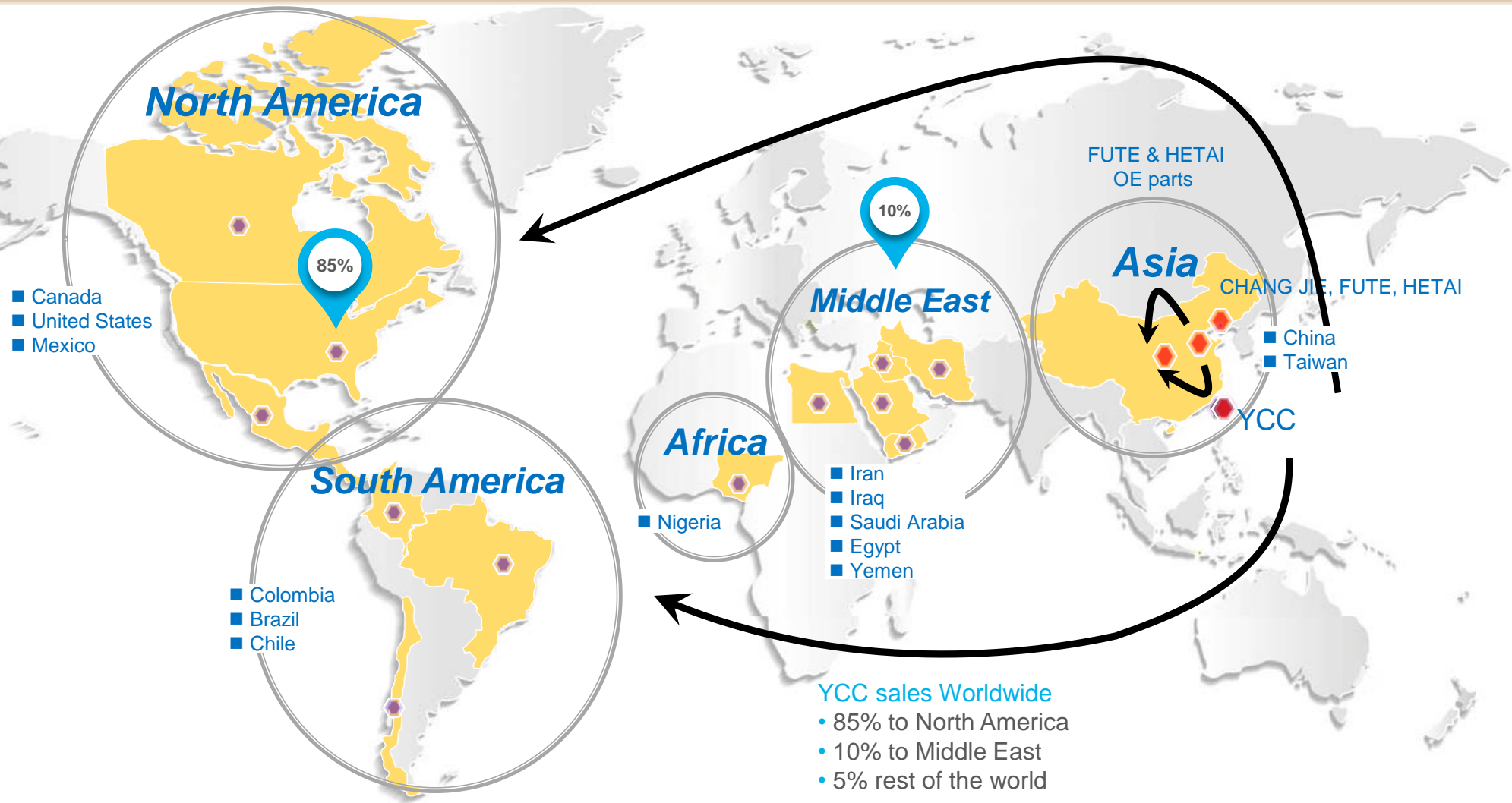
昭輝實業股份有限公司

Your Customers' Best Choice

Copyright © 2018 by YCC PARTS MFG CO., LTD. All right reserved.

| YCC Group Presentation

1. Corporate Introduction – Sales Territories Worldwide



昭輝實業股份有限公司

Your Customers' Best Choice

Copyright © 2018 by YCC PARTS MFG CO., LTD. All right reserved.

| YCC Group Presentation

1. Corporate Introduction – Products


Y.C.C.(AM)-Main Products



FR/RR Bumper



Grille



Air Deflector



Head Lamp Mounting Panel



昭輝實業股份有限公司


Your Customers' Best Choice

| YCC Group Presentation

Copyright © 2018 by YCC PARTS MFG CO., LTD. All right reserved.

1. Corporate Introduction – Products

FUTE, HETAI (OE)- Main Products



昭輝實業股份有限公司

Your Customers' Best Choice

Copyright © 2018 by YCC PARTS MFG CO., LTD. All right reserved.

| YCC Group Presentation

1. Corporate Introduction – OE Customers



昭輝實業股份有限公司

Your Customers' Best Choice

| YCC Group Presentation

Copyright © 2018 by YCC PARTS MFG CO., LTD. All right reserved.



2

Industry Overview

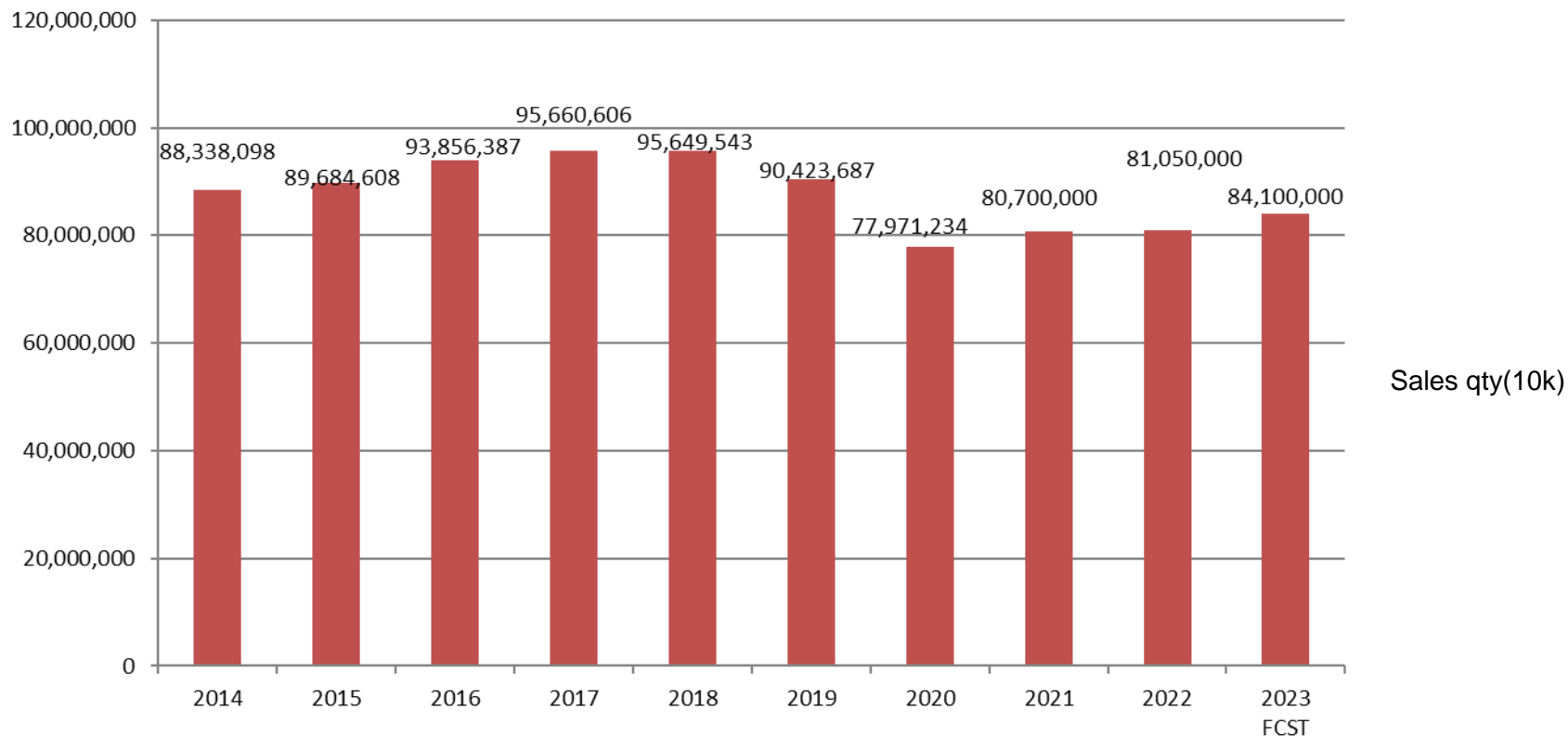
1. Market Status

2. After market

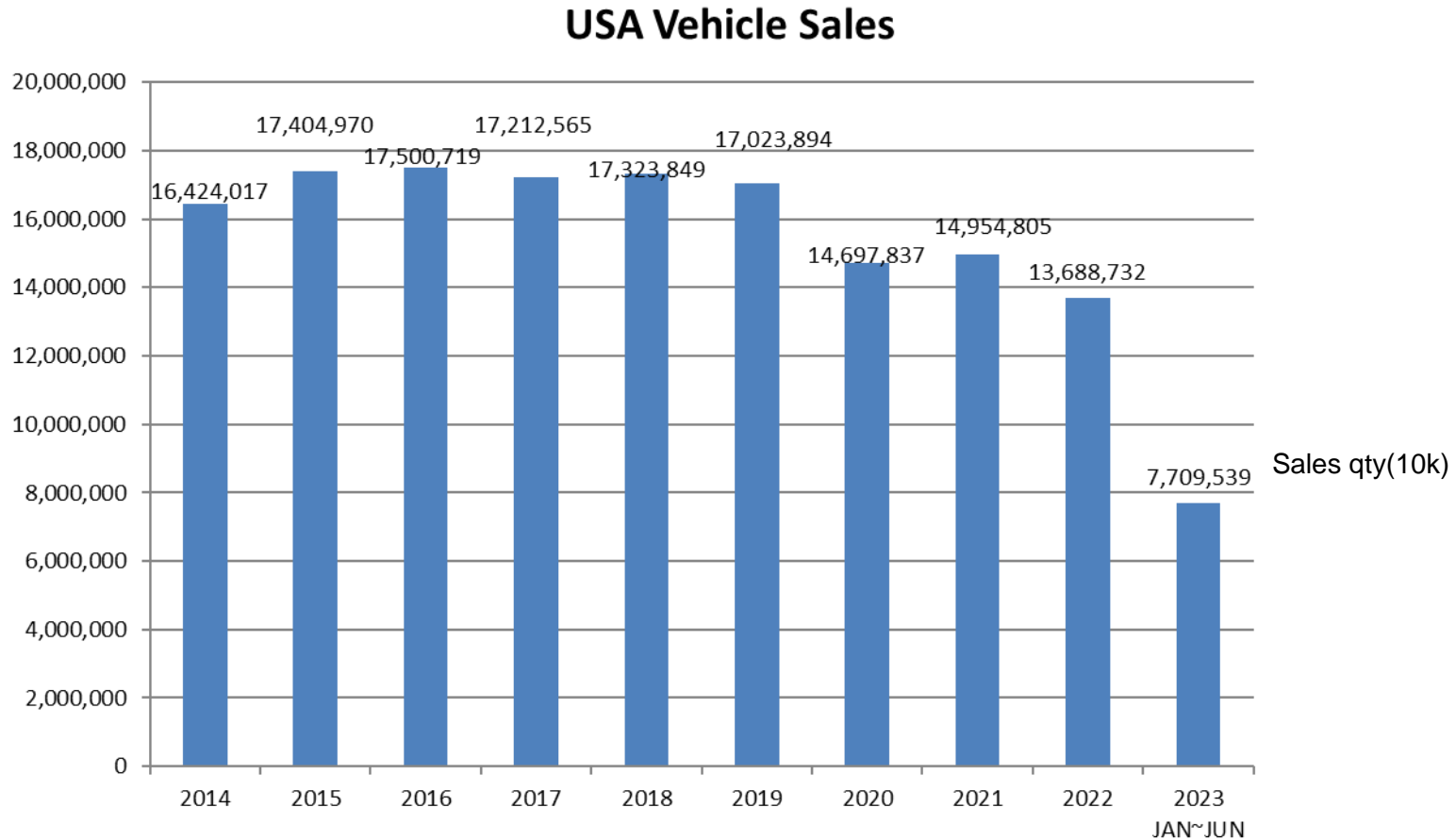


2. Industry Overview - 2014-2023 worldwide Vehicle Sales

Worldwide Vehicle Sales

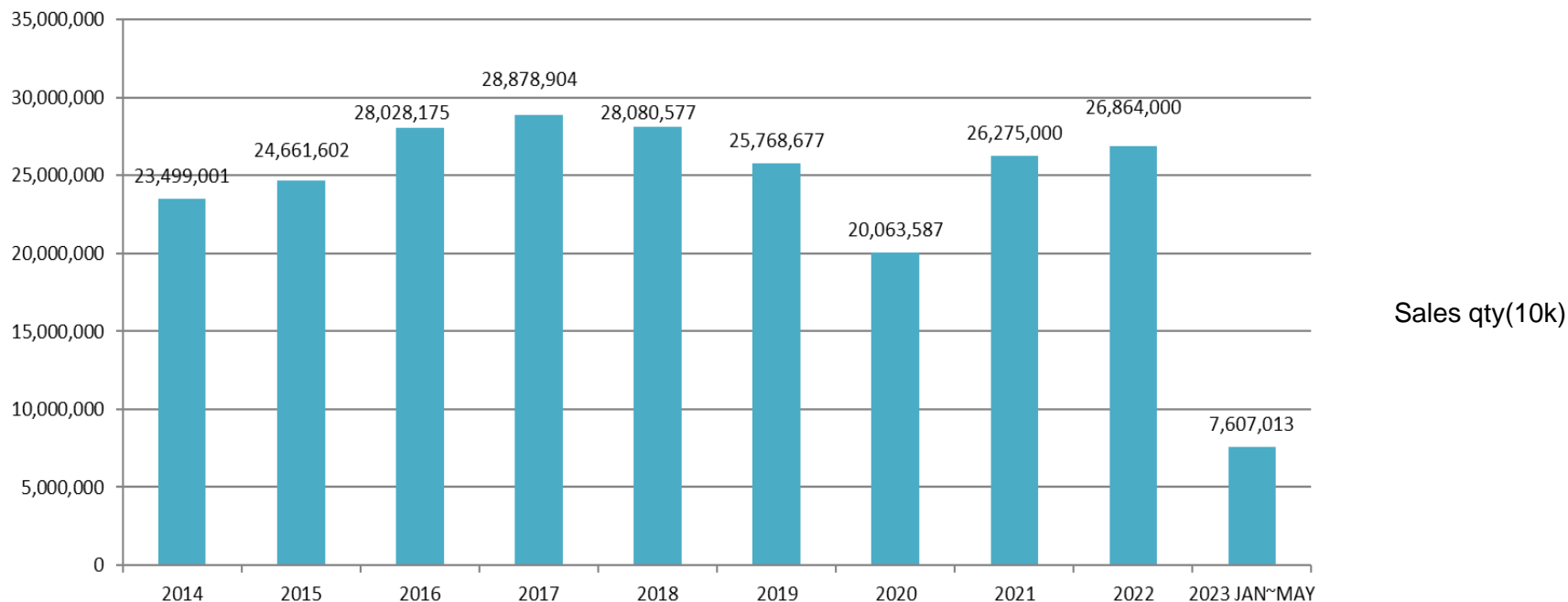


2. Industry Overview - 2014-2023 USA Vehicle Sales



2. Industry Overview - 2014-2023 China Vehicle Sales

China Vehicle Sales



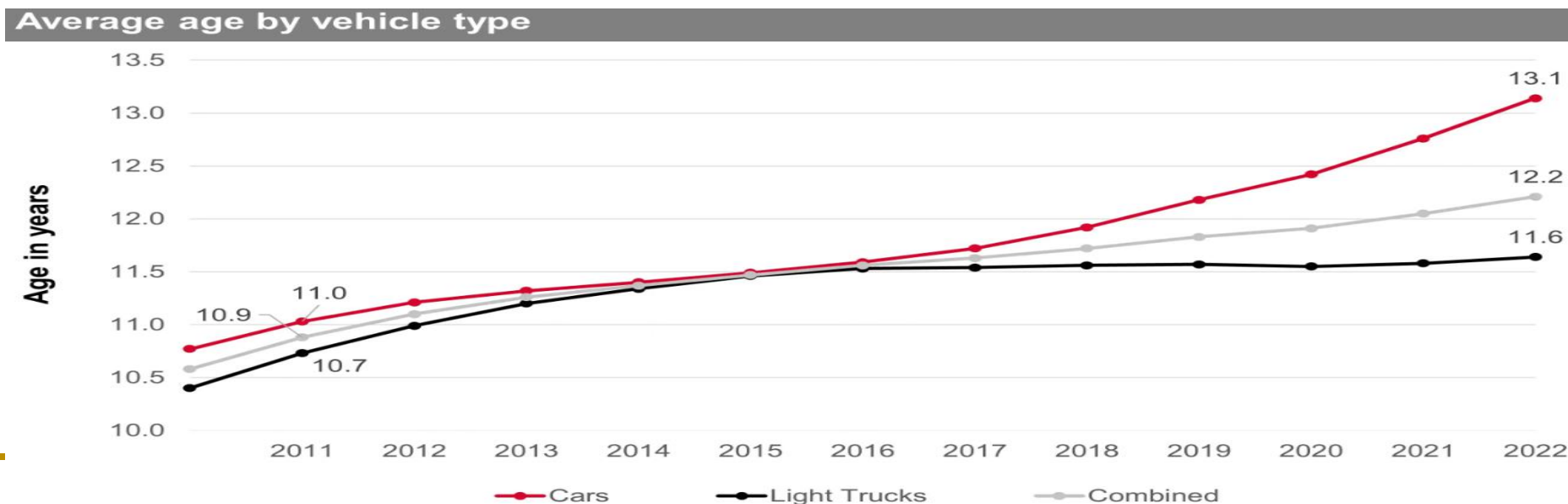
2. Industry Overview – VIO Increasing

NUMBER OF REGISTERED VEHICLES IN US	CAR OWNERSHIP STATISTIC	INCREASE
Number of registered vehicles in US 2022	290.8 million	+1.3 million
Number of registered vehicles in US 2021	289.5 million	+2.6 million
Number of registered vehicles in US 2020	286.9 million	+2.4 million
Number of registered vehicles in US 2019	284.5 million	+5.2 million
Number of registered vehicles in US 2018	279.1 million	+5.7 million
Number of registered vehicles in US 2017	270.4 million	+6.4 million
Number of registered vehicles in US 2016	264.0 million	+6.1 million
Number of registered vehicles in US 2015	257.9 million	+5.3 million
Number of registered vehicles in US 2014	252.6 million	+3.7 million
Number of registered vehicles in US 2013	248.9 million	+0.2 million
Number of registered vehicles in US 2012	248.7 million	***



2. Industry Overview – VIO Increasing

According to S&P Global Mobility statistics, the average age of cars on the roads in the United States has risen to 12.5 years in 2023, reaching an all-time high year by year. Since 2019, the average age of vehicles has been steadily increasing, with a significant surge of three months this year. While 12.5 years represents the average age level, there are more vehicles still operating on the roads for 20 years or even longer, sometimes with three or four consecutive owners. The ever-increasing lifespan of cars is creating continuous growth opportunities for the automotive aftermarket repair industry.



Note: Data as on January 1 of each year
Source: S&P Global Mobility

© 2022 S&P Global Mobility



昭輝實業股份有限公司

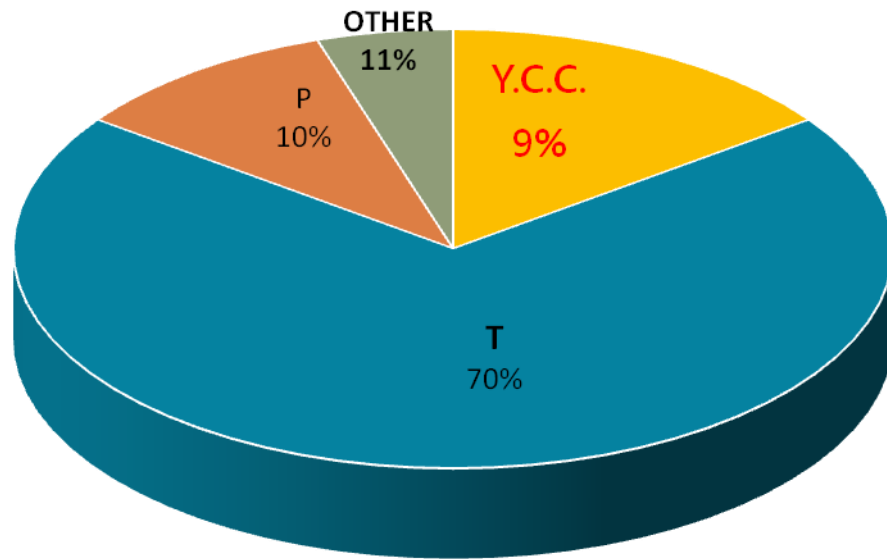
Your Customers' Best Choice

| YCC Group Presentation

Copyright © 2018 by YCC PARTS MFG CO., LTD. All right reserved.

AM market share and advantages

Y.C.C. AM plastic parts market share and advantages



advantages

- ★ Develop more than 30 years in AM market, with over 2,000 tooling
- ★ Own tooling house, speed up development and maintenance
- ★ Adequate product types, and develop new tooling every year.
- ★ Introduce automatic and semi-automatic production, increase productivity
- ★ All products are made in Y.C.C. with strict quality control



昭輝實業股份有限公司

Your Customers' Best Choice

Copyright © 2018 by YCC PARTS MFG CO., LTD. All right reserved.

| YCC Group Presentation



3

Corporate Performance

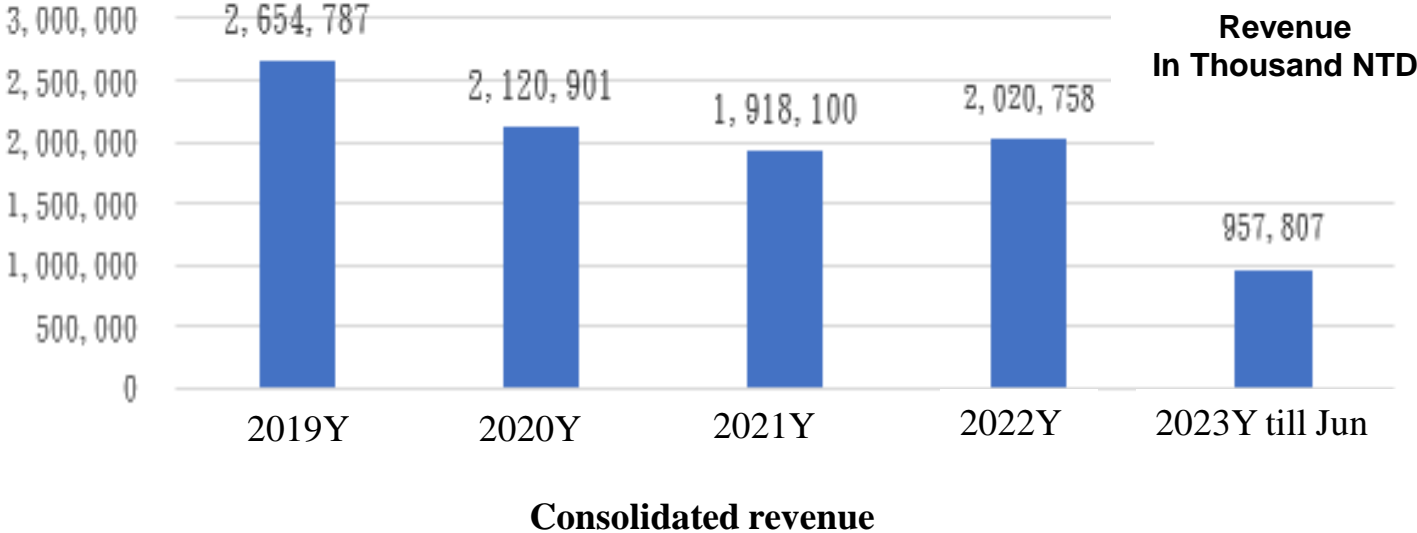


1. Revenue History
2. Operating Performance
3. Dividend Policy



3. Corporate Performance – Revenue History

Consolidated Revenue Over The Years



3. Corporate Performance – Consolidated Balance Sheet

Balance Sheet

In Thousand NTD

	2019Y	2020Y	2021Y	2022Y	2023Y Q1	2022Y Q1
Current asset	1,930,263	2,035,739	1,825,688	2,081,014	1,965,154	1,920,274
Non-current assets	3,418,286	3,262,662	3,226,177	3,456,456	3,449,718	3,288,760
Total assets	5,348,549	5,298,401	5,051,865	5,537,470	5,414,872	5,209,034
Current liabilities	1,105,758	1,102,423	916,228	1,111,276	1,164,994	1,121,543
Non-current liabilities	644,902	610,317	585,379	610,645	581,392	549,719
Total liabilities	1,750,660	1,712,740	1,501,607	1,721,921	1,746,386	1,671,262
Total shareholders' equity	3,597,889	3,585,661	3,550,258	3,815,549	3,668,486	3,537,772
Ordinary share capital	741,389	741,389	741,389	741,239	741,239	741,239
Total liabilities & equity	5,348,549	5,298,401	5,051,865	5,537,470	5,414,872	5,209,034



昭輝實業股份有限公司

Your Customers' Best Choice

| YCC Group Presentation

3. Corporate Performance – Consolidated Statement of Comprehensive Income & Cash Flow Statement

Statement of Comprehensive Income

Unit: Thousand NTD
EPS: NTD

	2019Y	2020Y	2021Y	2022Y	2023Y Q1	2022Y Q1
Revenue	2,654,787	2,120,901	1,918,100	2,020,758	472,608	511,585
Operating costs	(1,849,701)	(1,483,398)	(1,472,524)	(1,490,296)	(337,728)	(400,223)
Gross profit	805,086	637,503	445,576	530,462	134,880	111,362
Gross margin	30%	30%	23%	26%	28%	22%
Operating expenses	(328,113)	(287,060)	(271,087)	(350,460)	(53,677)	(83,486)
Operating income	476,973	350,443	174,489	180,002	81,203	27,876
Non-operating revenue & expense	(13,947)	(171,746)	(4,083)	347,221	4,382	119,324
Profit before tax	463,026	178,697	170,406	527,223	85,585	147,200
Income tax expense	(90,198)	(59,084)	(42,707)	(126,230)	(19,167)	(37,329)
Net Income	372,828	119,613	127,699	400,993	66,418	109,871
EPS	5.08	1.59	1.83	5.51	0.87	1.54



3. Dividend Policy

YEAR	EPS	Cash Dividend	Stock Dividend	Additional Paid in Capital Dividend	Total Dividend
2019 (Assigned by 2020)	5.08	2	X	X	2
2020 (Assigned by 2021)	1.59	2	X	X	2
2021 (Assigned by 2022)	1.83	2	X	X	2
2022 (Assigned by 2023)	5.51	3	X	X	3





4

Research & Development

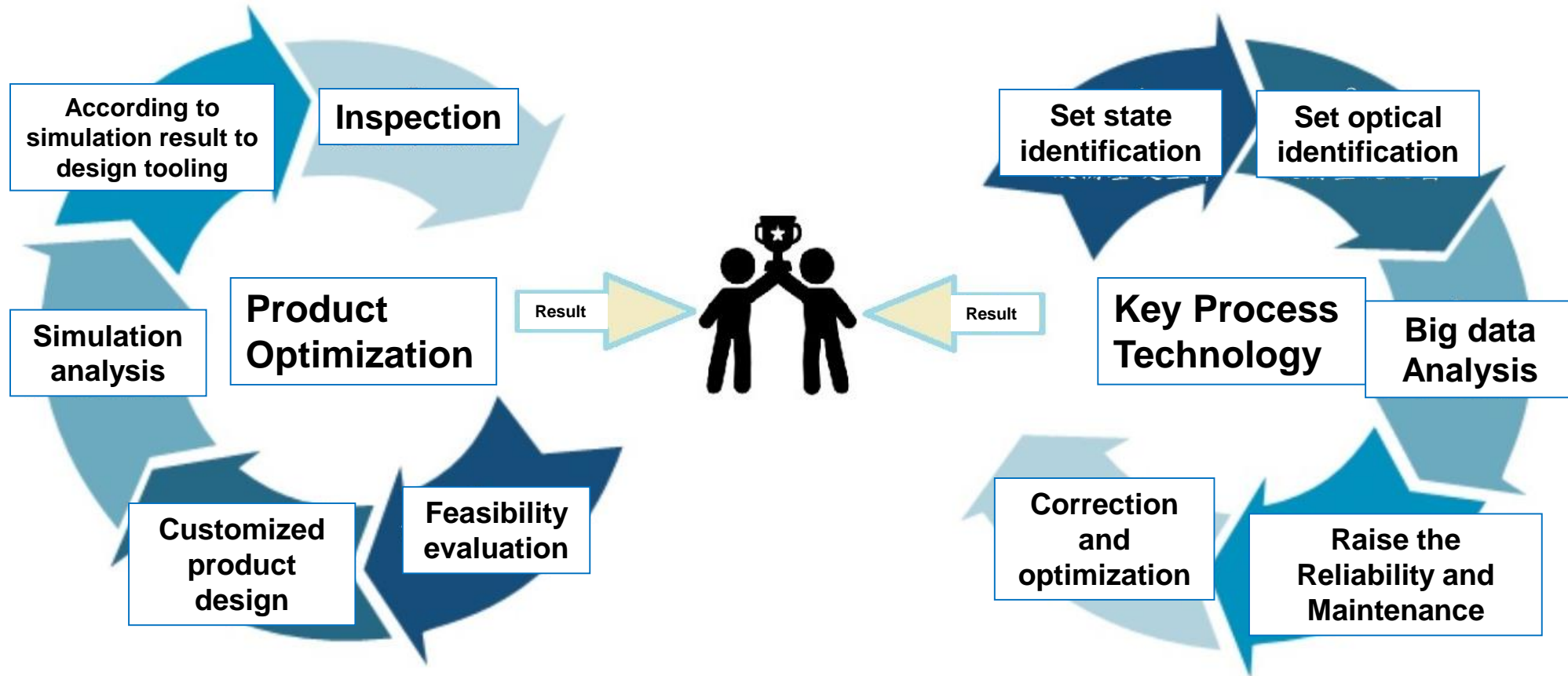


R&D Result



4. R&D center profile

Target of Medium-term, short-term



昭輝實業股份有限公司

Your Customers' Best Choice

Copyright © 2018 by YCC PARTS MFG CO., LTD. All right reserved.

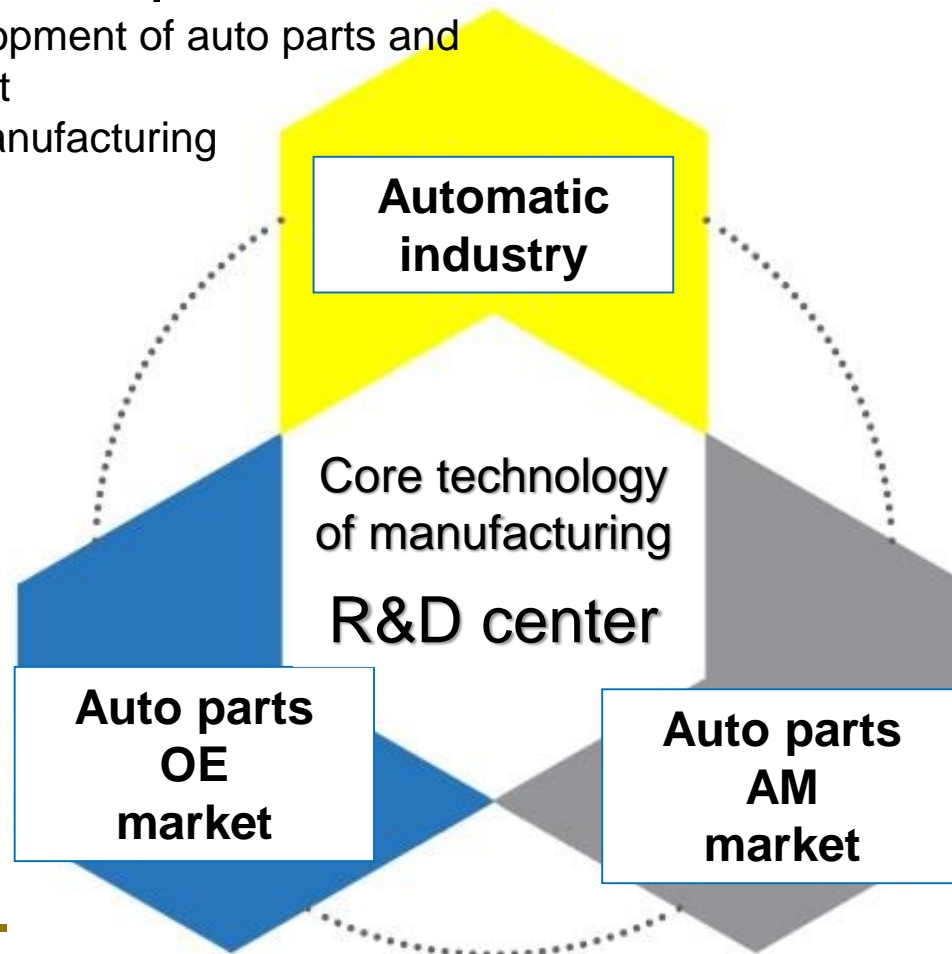
| YCC Group Presentation

4. R&D center profile

R&D area layout and position

Independent research and development of auto parts and automation / intelligent equipment

Master the core technology of manufacturing





5

Competitive Advantages



5. Competitive Advantages

1. Capable of developing plastic materials.
2. Automation of key processes.
3. Have the ability to develop mold and design automatic facility
4. Adequate product types to meet customer needs.
5. The cumulative number of mold developments has been scaled,
and the industry has a high barrier to entry.
6. Diversification of operations and expanding market presence



5. Competitive Advantages



Production technology:

1. Injection technology
2. Coating technology
3. Chroming technology
4. Mold technology
5. Automated design technology

Management technology:

1. Production management
2. Fast delivery management
3. Supply chain management

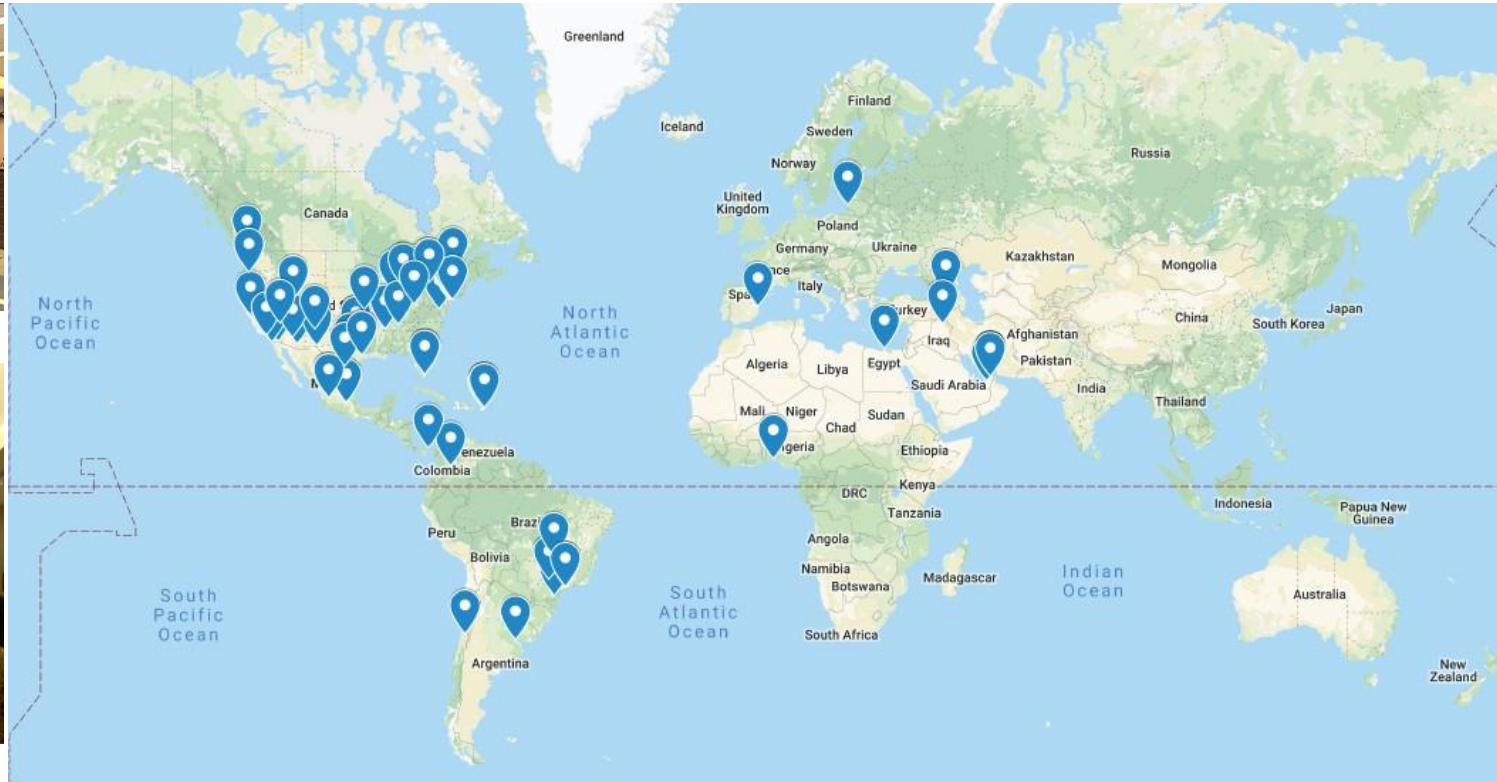
Marketing:

1. Customer development
2. Shipping management
3. Customer relationship management



5. Competitive Advantages

Global marketing team & import partners



昭輝實業股份有限公司

Your Customers' Best Choice

| YCC Group Presentation

Copyright © 2018 by YCC PARTS MFG CO., LTD. All right reserved.



6

Expanding Strategies



1. Optimize Producing Process
2. Reduce Transport Manpower
3. Environment Maintenance Meets Global Trends.
4. Improve Packaging Efficiency
5. Established development center - develop manufacture core technologies

6. Expanding strategies

1. Optimize Producing Process

- laser cutting & automatic packing machine

2. Reduce manpower

- Automated warehousing, saving labor and improving efficiency

3. Global environmental trends

- waterborne painting process
- Build sewage treatment plant

4. Saving Cost

- Self made high strength woven bag
- Process optimization.

5. Automation Production & intelligence equipment

- Master the core technology of manufacturing



7.Future Plan – Goal and Vision

1. **Y.C.C.** Become one of the major suppliers in global automotive parts (AM & OE) market.
2. **Y.C.C.** Being the best choice of every customer.



Your Customers' best Choice



昭輝實業股份有限公司

Your Customers' Best Choice

Copyright © 2018 by YCC PARTS MFG CO., LTD. All right reserved.

| YCC Group Presentation



Q & A

Thank you

